



Talking Point

Quick Guide to Talking Point

This guide will help explain how to use Talking Point – an online support community for anyone affected by dementia. If you have any questions or problems when using Talking Point, please contact us by emailing talkingpoint@alzheimers.org.uk

See below to find tips on:

- Logging in to Talking Point
- Starting a discussion
- Posting a response
- Checking messages
- Searching for discussions on a specific topic

Logging in

Once you've logged in to Talking Point you can start a discussion, join in an existing discussion, check your messages and view the 'members only' area.

Visit Talking Point by clicking or typing the below into an internet browser:
<https://forum.alzheimers.org.uk>

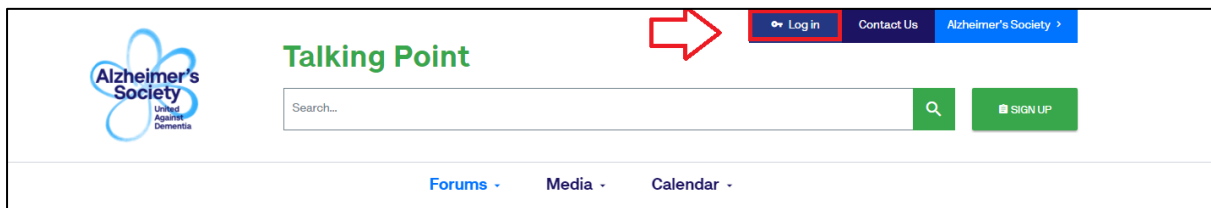
A screenshot of the Talking Point forum homepage. The page features the Alzheimer's Society logo in the top left, a search bar, and navigation links for "Log in", "Contact Us", and "Alzheimer's Society". Below the search bar are links for "Forums", "Media", and "Calendar". A prominent banner reads "Want to talk about dementia? We're here for you" with an image of a woman and a man. The main content area includes a "Welcome and how to use Talking Point" section, a "Support from other members" section, and a "Recent Threads" sidebar on the right.



Talking Point

Quick Guide to Talking Point

At the top of the screen, you'll see a **Log in** button with a key next to it. Click on this, and two white boxes will appear. Type your username into one box, and your password into the other. Then click **Log in**.



Check the box that says 'Stay logged in' if you want to visit Talking Point without logging in each time. Please do not use this option if someone else also uses your computer.

Please note: you'll need to enter your username or password accurately, with the correct UPPER or lower case letters, numbers and spaces. If you're not able to log in, or aren't sure of your username or password, please contact us by emailing talkingpoint@alzheimers.org.uk













Talking Point

Quick Guide to Talking Point

Starting your own discussion

If you'd like to ask a question or post a message to share your experience with other members, you can start your own discussion.

On the homepage, you will see a list of forums (forums are areas on Talking Point where discussions take place on different topics).

Welcome and how to use Talking Point	
 Welcome and how to use Talking Point New This forum is a place for new members to introduce themselves, and to ask questions about how Talking Point works. It contains Help videos and other technical tips.	 Latest: Feedback on hel.. nitram , Today at 10:24 AM
Support from other members	
 I have dementia New This forum is for people who have been diagnosed with dementia.	 Latest: Test discussion x TPtest7 , Sep 7, 2017
 I have a partner with dementia This forum is for people with a partner or spouse with dementia.	 Latest: Making a start TPtest5 , Friday at 11:49 AM
 I care for a person with dementia New This forum is for people who are involved in the care of a person with dementia.	 Latest: This is a thread t.. JessicaP , Yesterday at 3:02 PM
 Younger people with dementia and their carers New This forum is for people with dementia under the age of 65 and their carers, families and friends.	 Latest: Test thread 3 TPtest4 , Sep 5, 2017

You will see forums for support, for sharing information and resources and Alzheimer's Society notices.

When you are logged in you will see our Members Area with a Tea Room for off-topic discussions and an area for discussions about more sensitive topics.



Talking Point

Quick Guide to Talking Point

When you're in any of the Talking Point forums, you will see a list of existing discussions. To start your own discussion, click the blue **Post New Thread** button:

Forums > Support from other members

I have dementia

This forum is for people who have been diagnosed with dementia.

[Post New Thread](#)

Page 1 of 67 [1](#) [2](#) [3](#) [4](#) [5](#) [6](#) [→](#) [67](#) [Next >](#)

[Watch Forum](#)

Title	Start Date	Replies	Views	Last Message ↓
<div style="margin-left: 5px;"> <p>The dementia guide: A resource for people dealing with a recent dementia diagnosis</p> <p>KatherineW, Apr 3, 2014</p> </div>		Replies: 0	Views: 14,925	KatherineW Apr 3, 2014
<div style="margin-left: 5px;"> <p>Could you be part of the Talking Point team?</p> <p>KatherineW, Aug 1, 2013</p> </div>		Replies: 0	Views: 14,447	KatherineW Aug 1, 2013
<div style="margin-left: 5px;"> <p>Welcome new members</p> <p>KatherineW, Jan 5, 2012</p> </div>		Replies: 0	Views: 17,049	KatherineW Jan 5, 2012
<div style="margin-left: 5px;"> <p>Day care a success</p> <p>Quakeroat1, Apr 19, 2017</p> </div>		Replies: 25	Views: 1,460	Quakeroat1 Apr 27, 2017
<div style="margin-left: 5px;"> <p>What does dementia feel like?</p> <p>BenJ1, Apr 13, 2017</p> </div>		Replies: 17	Views: 1,947	IslandEternal Apr 24, 2017



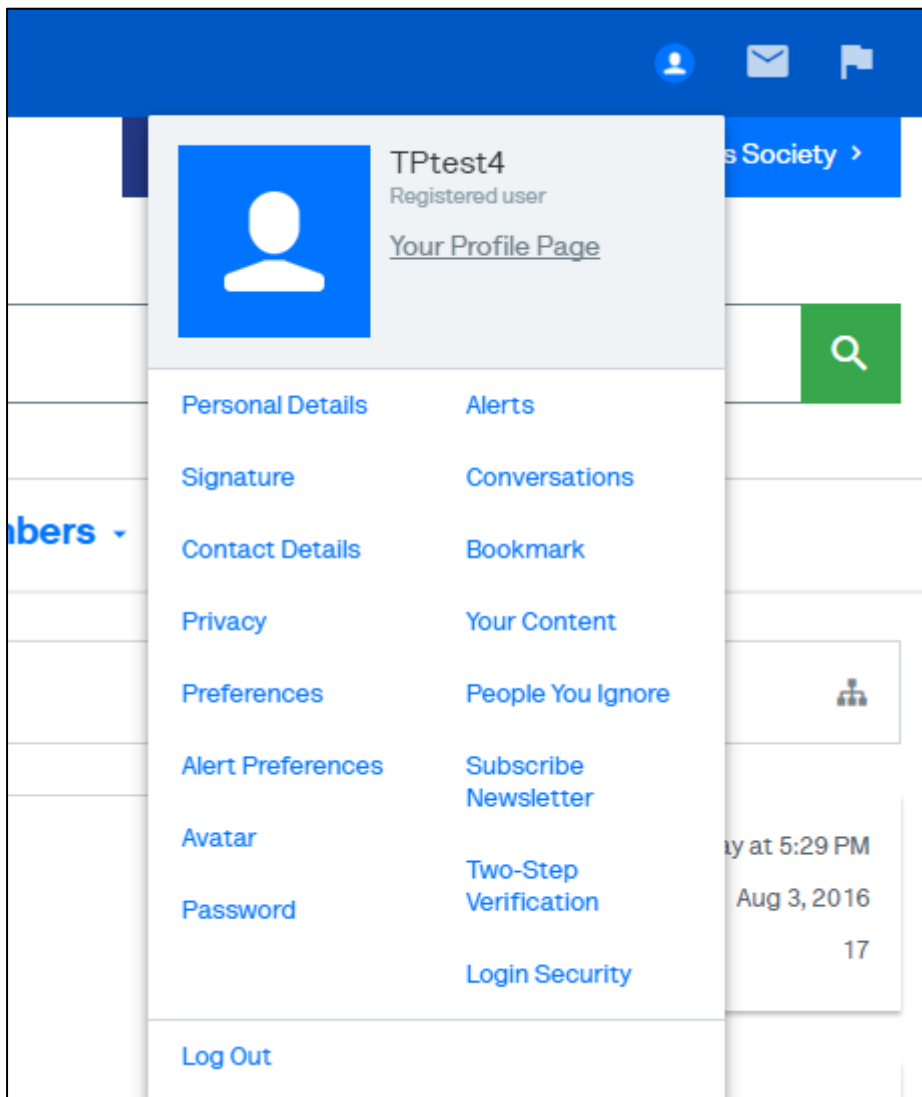
Talking Point

Quick Guide to Talking Point

Finding your posts

Once you've started a discussion or posted a message in another discussion, other members may respond to your message (these are also called 'posts').

To find your posts, go to the top of the page and tap or hover over the first icon and this menu will appear. Click or tap 'Your Profile Page':





Talking Point

Quick Guide to Talking Point

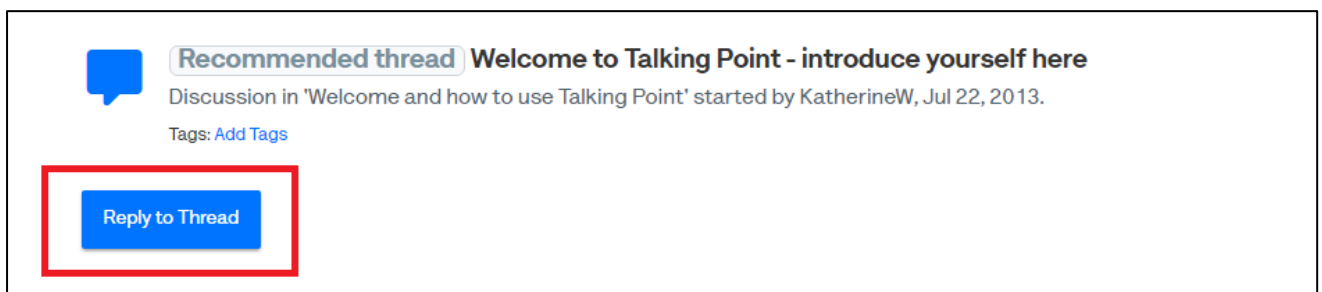
This will take you to your profile. Click on **Postings** and you will then see a list of the posts you have made on Talking Point:

The screenshot displays a user profile for 'TPtest4'. At the top, there are navigation links: Forums, Media, Calendar, Members, and Chat. The profile section includes a blue profile picture placeholder, the name 'TPtest4', and the text 'Registered user, from United Kingdom'. A 'Report' link is visible on the right. Below this, it states 'TPtest4 was last seen: Yesterday at 5:29 PM'. A tabbed interface shows 'Postings' as the active tab, with other tabs for 'Recent Activity', 'Information', and 'Interact'. The 'Postings' tab lists two posts in a forum titled 'Test thread 3', both dated 'Sep 5, 2017'. The first post is numbered '7' and the second is numbered '6'. Both posts are attributed to 'TPtest4' and are in the forum 'Younger people with dementia and their carers'. Each post entry has a 'Post' label on the right.

Quick Guide to Talking Point

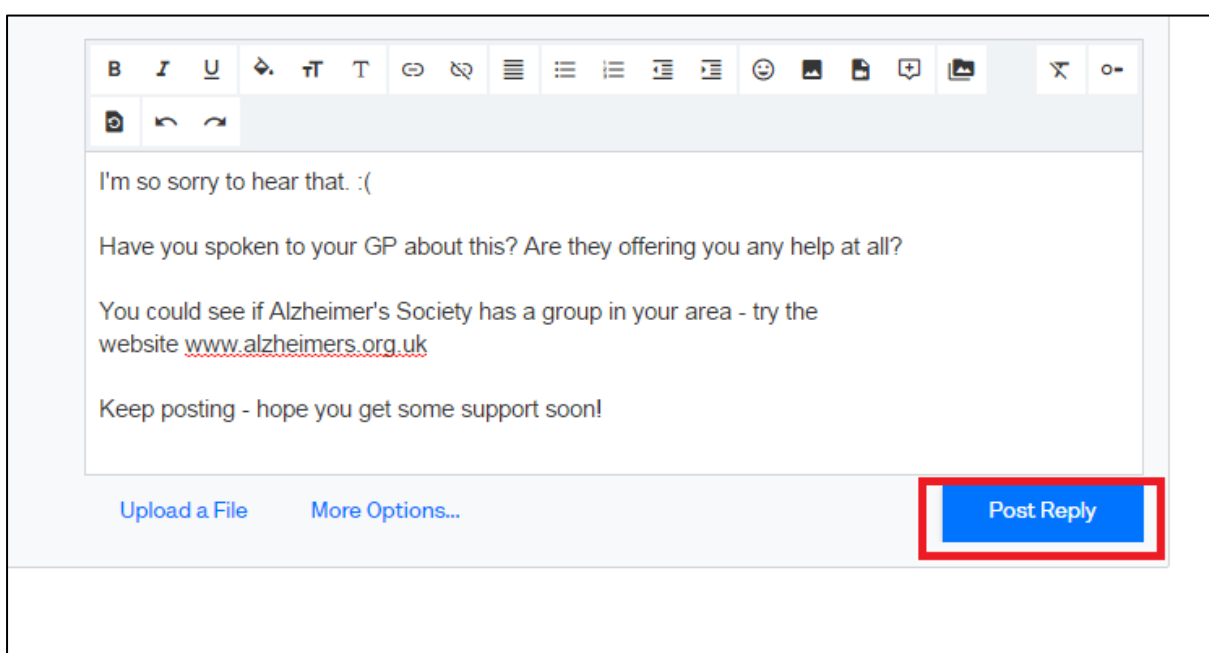
Replying to another member's post or discussion

When viewing discussions or your own posts, you may see a post from another member that you wish to respond to. To respond to a discussion, scroll up or down and click or tap where you see the blue **Reply to Thread** button:



This will take you to a large white box. Type your reply in the box, and you can then either click **Post Reply**. If you use **More Options** you have the choice of clicking **Preview Post** which shows you what your message will look like.

When you're ready to post your response, click the blue **Post Reply** button:





Talking Point

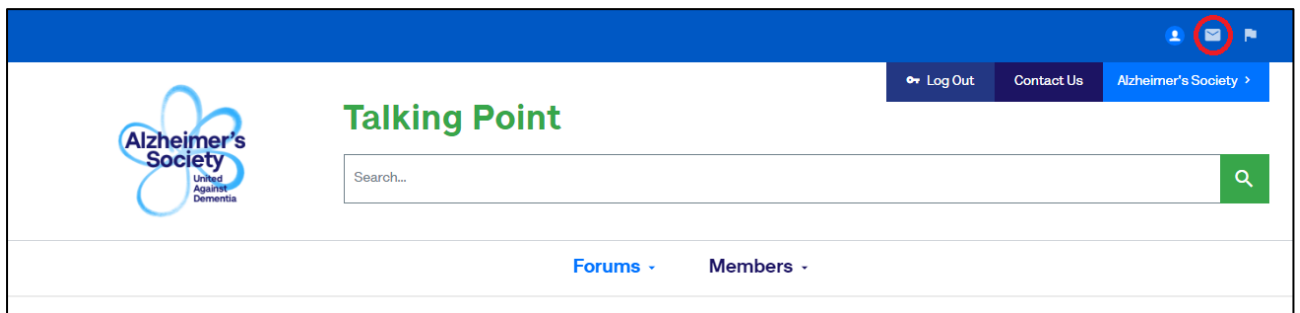
Quick Guide to Talking Point

Checking Conversations (also known as private messages)

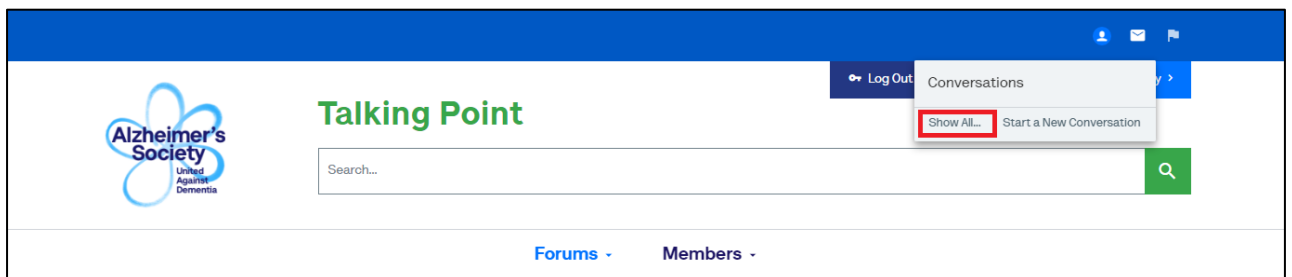
Talking Point has forums, where discussions take place, and a system to communicate with members privately. These are called 'Conversations' (previously known as private messages or PMs). You can use Conversations to send and receive private messages with another member, which will not be seen by others.

Conversations are also used by Talking Point's volunteers and staff in order to privately make contact with members.

1. When you have a new message, you will see a notification at the top of your screen. Click on the envelope icon at the top of your screen:



2. To check your messages, click on **Show All** on the dropdown menu:



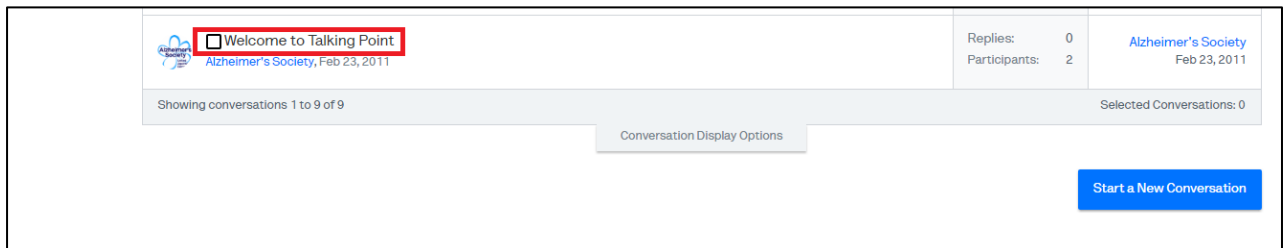
You will then see both the messages you have received and sent.



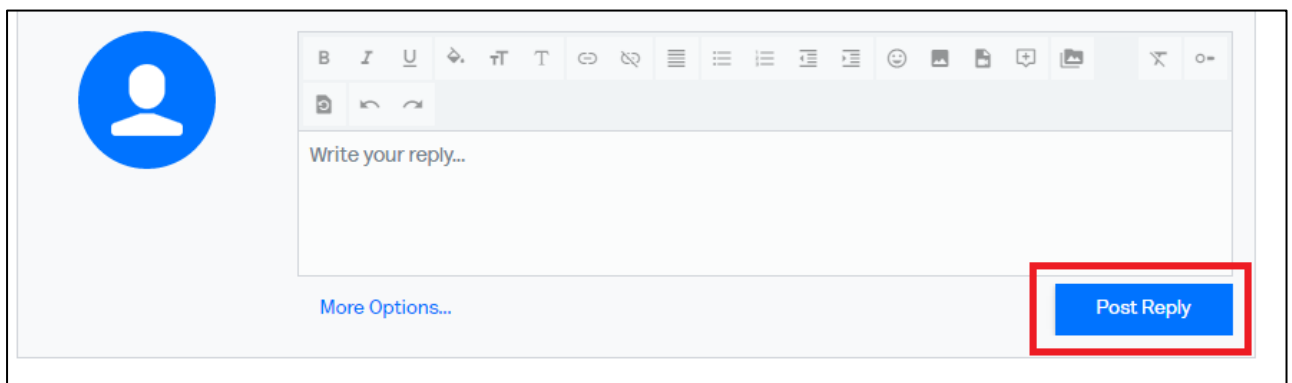
Talking Point

Quick Guide to Talking Point

3. To read your message, click on the title.




4. To send a response, click **Post Reply** at the bottom of the message in the same way you would reply to a discussion thread on the main forum.



Searching on Talking Point

You can search Talking Point for messages on a specific topic e.g. diagnosis.

At the top of the homepage, type the topic you are searching for into the white box and click the green button with the magnifying glass icon:





Talking Point





Quick Guide to Talking Point

You will then be shown a list of the discussions with that particular keyword in them. You can scroll through and click on the one that is most relevant to your situation.

[Forums](#) - [Media](#) - [Calendar](#) - [Members](#) - [Chat](#)

Search Results for Query: [hello](#)

Page 1 of 10 1 2 3 4 5 6 → 10 Next > [Search Again](#)

	Testing if @<username>works in an edit It does not Post by: nitram, Tuesday at 4:51 PM in forum: Tea room	Post
	Testing if @<username>works in an edit Hello EDIT @nitram Hello to you as well Post by: TPtest3, Tuesday at 4:48 PM in forum: Tea room	Post
	A Funny Joke to Cheer You Up ...sunny sunrise backdrop we're nearly at this Brave New World.... "Hello! Gordon's Pizza?" "No sir, it's Google's Pizza" "Sorry, I must..." Post by: nitram, Sep 5, 2017 in forum: Tea room	Post
	Feedback on help section Hello everyone we've updated the help section of the site https://xenf.alzheimers.org.uk/help/ to add our Terms and Conditions, Guidelines,...	Post

Thank you for using Talking Point

We hope that you find our community to be a helpful and welcoming place.

If you have questions, please visit our help section at the bottom of Talking Point's website or by clicking on <https://forum.alzheimers.org.uk/help>

If you're not able to log in, if you aren't sure of your username or password or if you have any other questions, please email talkingpoint@alzheimers.org.uk